







## Follow up to the October 2012 Faculty Morale Survey

**1. Relative to the time of the last Faculty Morale Survey (2012), do you perceive that the faculty morale is:**

		Response Percent	Response Count
Improved		5.6%	7
Unchanged		19.0%	24
<b>Worse</b>		<b>75.4%</b>	<b>95</b>
<b>answered question</b>			<b>126</b>
<b>skipped question</b>			<b>0</b>

**2. Does the administration fully understand the problems encountered by the CLINICAL faculty ?**

		Response Percent	Response Count
Yes		6.3%	8
<b>No</b>		<b>75.4%</b>	<b>95</b>
Not sure		18.3%	23
<b>answered question</b>			<b>126</b>
<b>skipped question</b>			<b>0</b>

### 3. Does the administration fully understand the problems encountered by the RESEARCH faculty ?

		Response Percent	Response Count
Yes		9.7%	12
<b>No</b>		<b>48.4%</b>	<b>60</b>
Not sure		41.9%	52
answered question			124
skipped question			2




### 4. What is your level of confidence in your department chair ?

		Response Percent	Response Count
High		42.4%	53
Medium		30.4%	38
Low		27.2%	34
answered question			125
skipped question			1




### 5. What is your level of confidence in your division head ?

		Response Percent	Response Count
High		19.7%	24
<b>Medium</b>		<b>49.2%</b>	<b>60</b>
Low		31.1%	38
answered question			122
skipped question			4





## 6. What is your level of confidence in the President and Executive Vice Presidents ?

		Response Percent	Response Count
High		5.6%	7
Medium		23.2%	29
Low		71.2%	89
answered question			125
skipped question			1




## 7. Are you concerned about the financial wellbeing of the institution ?

		Response Percent	Response Count
Very		63.2%	79
Somewhat		31.2%	39
Not at all		5.6%	7
answered question			125
skipped question			1




## 8. Are you likely to leave the institution within :

		Response Percent	Response Count
1 year		17.5%	22
3 years		19.0%	24
5 years		19.8%	25
Not likely to leave		43.7%	55
answered question			126
skipped question			0

**9. The 2012 survey indicated that there were problems with faculty morale. Is the institutional leadership addressing these issues?**

		Response Percent	Response Count
Yes		5.6%	7
No		66.4%	83
Somewhat		28.0%	35
<b>answered question</b>			<b>125</b>
<b>skipped question</b>			<b>1</b>

**10. The 2012 survey indicated that there were problems with faculty morale. Is the institutional currently on the right path ?**

		Response Percent	Response Count
Yes		6.3%	8
No		74.6%	94
Don't know		19.0%	24
<b>answered question</b>			<b>126</b>
<b>skipped question</b>			<b>0</b>